

FAZUP

Upgrade your life !

USER GUIDE

READ BEFORE APPLYING FAZUP





I ❤️
FAZU

Table of contents

User Guide

| | |
|--|-------|
| General information | 5 |
| Instructions for applying Fazup at the back of your mobile | 6-7 |
| What is the SAR | 8 |
| What is Fazup | 8 |
| Scientifically proven effectiveness | 9 |
| Exclusions and warranties | 10 |
| Some recommendations | 11-13 |
| FAQ | 14 |

A doctor with grey hair and a beard, wearing a white lab coat and a stethoscope, is sitting at a desk. He is holding a black smartphone in his left hand and pointing at it with his right index finger. The back of the phone has a white circular radiation shield sticker. In the foreground, a woman's shoulder and back are visible, looking towards the doctor. The background is a bright, out-of-focus office or clinic setting.

FAZUP
Upgrade your life!

Protect yourself
from the radiation
of your mobile



The **positioning tool** provided in each FazuP box is required to apply the FazuP patch at the right location on your mobile, **thereby guarantying the effectiveness validated in laboratory.**

You need to identify the specific model of your mobile, and with the help of the positioning guide provided, find the right configuration for the positioning tool that is adapted to your mobile.

If you do not know the model reference of your mobile :



- ✓ Reboot your mobile, on some brands the welcome screen provides the mobile reference (*Samsung for example*).
- ✓ Switch off your mobile and look at the label under your battery (*for models where batteries are accessible*).
- ✓ For iPhones : identify your model reference through the number «Model A...» at the back of your iPhone (*see the positioning guide*).

FazuP is applied at the bottom of the back of the mobile.

Consult the site www.fazup.com to visualise and check the right location of FazuP on your mobile model.

In order to guarantee the lifespan of FazuP, it is recommended to use a case to protect your mobile (*except metallic cases - consult your mobile phone recommended guidelines*).

Instructions for applying Fazup at the back of your mobile

Using Fazup's universal positioning system, you can create the specific tool that enables you to place the Fazup patch in the right location on your mobile.

STEP N° 1

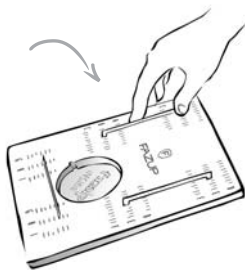


Gather the foam positioning tool, the 3 metal pieces, and the document "positioning guide".

STEP N° 2

Insert the 3 metal pieces in the slots corresponding to your specific mobile model (consult the positioning guide for the right position).

Your positioning tool is ready!

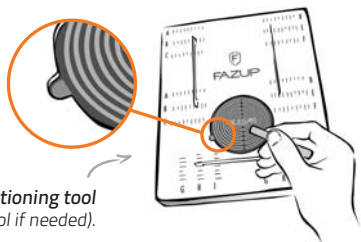


STEP N° 3

Peel off the adhesive surface of the Fazup patch.



Then insert the patch in the positioning tool (adhesive side facing up, use the anti-adhesive tool if needed).



STEP N°4

Ensure that the back surface of your mobile is clean, then slide your mobile in the positioning tool until it reaches the metal element.

Back surface of the mobile facing down.

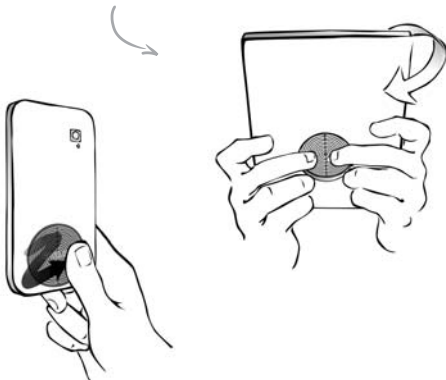


STEP N°5

Take the mobile together with the positioning tool in your hand, and press once on the soft surface containing the patch.



Finalise the application with your finger.



Fazup is now perfectly positioned for maximum protection!

To protect your Fazup patch, use a protective case.

What is the SAR

The SAR index (**Specific Absorption Rate**) is the international norm that quantifies the maximum level of exposure to electromagnetic radiation by the user (amount of energy absorbed by the head or body when you use your phone). In other words, in the worst network coverage conditions, when your mobile works at maximum emission power.

European standards impose a SAR lower than 2W/kg (Watt per kilogram). In France, since 14th April 2011, displaying the SAR levels for mobile phones is mandatory in all points of sale and on all advertising.



What is FAZUP



Fazup is a SAR reducing device that is positioned at the back of your mobile. **Fazup** is a soft patch that contains a passive antenna (soft circuit board) that regulates the emissions of your mobile.

Each compatible mobile is tested either in SAR measurements, or 360° antenna radiation pattern measurements or both.

To be effective, Fazup must be positioned at a very specific location on your mobile. Fazup provides an exclusive universal positioning tool that enables to apply the patch at the right location at the back of your phone.

The Fazup patch is based on a French technology, and is made in France.

Scientifically proven effectiveness



PROVEN EFFECTIVENESS

in accredited and independent laboratory.

Fazup effectiveness on SAR reduction is measured by Emitech (www.emitech.fr), French laboratory accredited by COFRAC (French Accreditation Committee - www.cofrac.fr) for SAR measures, **guarantying independence and reliability of results.**

Fazup reduces the SAR of your mobile, and therefore your exposure to radiation, **by up to 99%**. Maximum reduction measured on main frequency bands used worldwide : GSM (2G) 900/1800/850/1900, UMTS (3G) 900/2100, LTE (4G) 800/1800/2600.

(SAR tests available on www.fazup.com)

EMITECH

Accredited



According to norm NF EN ISO/CEI 17025
and Cofrac rules number 1-2188



FAZUP ELIMINATES OR REDUCES THE SENSE OF DISCOMFORT such as headaches, migraines, dizziness, ear heating, ringing in the ear, tinnitus, sleep disorder, tingling, epilepsy and other discomforts (*non-exhaustive list*).

These improvements have been observed by more than 85 % of Fazup users, **through a product trial conducted among 1,000 users** (*June 2014*).

User feedback collected by independent site «Tester Tout» (www.testertout.com) according to a french norm AFNOR NF Z74-501 **guarantying completeness, independence and accuracy of user feedback** (see all user reviews at : www.fazupreviews.com).



FAZUP IS RECOMMENDED BY DOCTORS.

Survey conducted among 500 french doctors during medical conferences 2013-2014 showed that **87 % of them recommended Fazup.**



PSM (www.prevention-sante-mobile.fr) via a partnership with Fazup, provides information to health professionals on the evolution of scientific research concerning the impact of electromagnetic radiation on health.



Fazup is partnering with the program «Génération Numérique» whose mission is to raise awareness among more than 500,000 high school students each year about the dangers of digital use, as well as the dangers of excessive use of mobile phones. Children and teenagers are particularly exposed to risk.
(www.generationnumerique.com).

Exclusions and warranties



- ✓ Do not fold the Fazup patch, or cut the printed circuit as this might permanently impact the effectiveness of the Fazup device.
- ✓ Do not peel off the Fazup patch (you risk to damage the patch while applying it to another mobile), do not add glue.
- ✓ Do not apply Fazup without using the positioning kit provided, and configured for your specific mobile model.
- ✓ Do not apply Fazup on a non-compatible mobile.
- ✓ The effectiveness of Fazup is not guaranteed in case of use with non-compatible accessories (*metallic cases, the usage of which is also not recommended by mobile manufacturers - refer to your mobile user guide*).
- ✓ Do not use with another anti-radiation product (case, patch, stone...).

Fazup cannot under any circumstances be held responsible neither for any damage or malfunction of your mobile phone, nor for any loss of warranty from the manufacturer (*refer to your mobile user guide*).

FAZUP IS GUARANTEED :

✓ Against manufacturing defects :

Ensure that the printed circuit does not have any defects before applying Fazup (broken or missing part of the circuit). In this case, please contact Fazup customer support service. (www.fazup.com).

✓ To be used on the main frequency bands used worldwide :

GSM (2G) 850/900/1800/1900, **UMTS (3G)** 900/2100, **LTE (4G)** 800/1800/2600.

Some recommendations

Mobile operators and sanitary agencies recommend the precaution principle concerning exposure to electromagnetic radiation from mobile phones :

The World Health Organisation (**WHO**) has classified this radiation type in the category of **possibly carcinogenic to humans**.

French National Agency for Sanitary Security (**ANSES**) points to different biological effects observed on humans and animals, and a possible **increase in risk of brain tumor**, for intensive users (more than 30 minutes a day).

Use the hands-free kit.

It enables to place the mobile further away from the head. It is also recommended to place the mobile away from the body, and particularly from the belly and the lower belly for pregnant women, children and teenagers.

Respect the recommended instructions for your mobile.

Mobile manufacturer's user guide highlights normal conditions of usage of your mobile phone and information related to safety, including where relevant, minimum distance to be maintained between the body and the emitting mobile, usage restrictions and SAR value.

Use your phone in areas of good reception (4 or 5 bars), prefer usage of phones with a low SAR, usage in 3G mode, use of SMS and emails, do not phone whilst at high speed.

Teach children and teenagers to use mobile phones with moderation.

Systematically use a hands-free kit, and move the phone away from the lower belly.

Source : Mobile operators and sanitary authorities.

Fazup significantly reduces your exposure to the radiation of your mobile and encourages you to complete it with simple and efficient precaution measures.

For more information, Fazup provides additional detailed recommendations :

Use a hands-free kit (wired or bluetooth) and move the mobile away from your body to maintain the minimum distance recommended by manufacturers (1.5 to 2.5 cm in order to respect SAR norms for the body - consult you mobile user guide).

Using your phone in areas of good reception enables you to limit your exposure to electromagnetic radiation. Depending on the quality of the signal, the emission level of your mobile can vary between a ratio of 1 to 1,000. Avoid making calls whilst in high speed transportation as your mobile constantly emits at its maximum power (*train, bus, subway, car*).

If your mobile has poor reception most of the time, your average exposure to electromagnetic radiation is likely very high, even if the SAR of your mobile is «low», in this case :

- ✓ Select an operator that has better coverage of your area.
- ✓ Preferably use a mobile that has a low SAR but also a good network sensitivity. The SAR is not a sufficient criteria as it expresses maximum exposure to radiation and not average exposure (which depends on the quality of reception of the network). For this reason a mobile with a low SAR can potentially provide greater average exposure than a mobile having a higher SAR. The main criterion is to use a mobile that has good reception in most of the areas where you use it.
- ✓ Select a «FemToCell» package (3G network generated by your internet box, offering a good network coverage of your home / office). In this way, you can reduce your exposure to radiation by up to 1,000 times.

De-activate the function «always connected» or «push mode» (automatic emails, notifications, geo-localisation...) which forces your mobile to emit radiation even when you are not using it. You will also better preserve your battery.

Systematically move your mobile away from your body :

- ✓ Do not sleep with your mobile switched on under your pillow or nearby. Activate the flight mode (the alarm clock will still function). If you must keep it on during the night, keep it at least 1 meter away.
- ✓ Avoid carrying your mobile in direct contact with your body.
- ✓ Do not hold your mobile with a full hand but rather with the tip of your fingers. Do not hold it too close to your ear, but rather a few centimeters away. In this way, your mobile will have better reception and you will receive less radiation.
- ✓ Prioritise conversations using the phone speaker and via emails / SMS.

De-activate the wifi and bluetooth when not using it.

Activate the flight mode when children are playing with your mobile.

Do not block your mobile in «2G only» mode. Despite the fact that this enables you to save on battery, 2G frequencies expose you more to radiation (radiation exposure to 3G is typically 100 times lower than 2G).

- ✓ It is recommended to block your phone in «3G only» if this setting is possible and if your network coverage allows it.
- ✓ If your mobile is not 3G compatible (older models or entry prices), change for a 3G model.
- ✓ If you choose to equip a child with a mobile phone, select a model which enables to choose «3G only» mode..

If you wear glasses, preferably select non-metallic frames in order not to redirect radiation towards and around the eyes.

Even equipped with Fazup, your mobile still emits radiation. Use it with moderation and do not increase your consumption.

Limit the use of wireless phones at home (DECT) as it emits a type of radiation similar to those of mobile phones (recommended use with a hands-free kit or a headset).

Frequently Asked Questions

What is the lifespan of a Fazup patch?

Fazup is built to last! Despite the fact that the patch is very resistant to wear and tear, friction imposed on phones can be high in the long term. Therefore it is recommended to use a case to protect Fazup from wear and tear (except metallic cases). The effectiveness of Fazup is guaranteed without time limitation as long as the circuit board is not damaged.

How much time is needed to observe the effectiveness of Fazup?

- ✓ If the sense of discomfort is primarily linked to exposure to the radiation of your mobile, improvements can generally be observed by users within a period of 1 day to 2 weeks.
- ✓ If the sense of discomfort has other main causes, it is possible that :
 - You will not observe improvements, or these will be longer term (several months)
 - You will only observe slight improvements
- ✓ In any case, the overall amount of radiation you are absorbing using Fazup on your mobile will be significantly reduced.

Does Fazup interfere with the reception quality of your mobile?

- ✓ Fazup does not reduce the quality of reception of your mobile under normal conditions of use (refer to recommendations by operators).
- ✓ Under some poor reception conditions and with mobiles having a low network sensitivity, Fazup can slightly impact the signal (your exposure is highest when the phone is at the limit of network coverage, this is when the effectiveness of Fazup is highest).
- ✓ Under certain conditions of use, Fazup enables the increase of quality of reception. Today, no effective anti-radiation device can claim not to have any impact on quality of signal reception, or to improve it under all circumstances.


Find all Questions / Answers on fazup.com

FAZUP

Upgrade your life !

**PROTECT YOUR FAMILY AND FRIENDS,
TALK TO THEM ABOUT FAZUP!**

www.fazup.com



All user feedback, tests and videos
Scan this QR code



French Technology, global patent.
The Fazup patch is made in France.

Pictures and images are not contractual.

Fazup is a registered trademark - all rights reserved.

Designed by Fazup Company.

Fazup is a product of Fazup Sàrl : Rue de l'Avenir 3 - 2800 Delémont - Switzerland

Samsung, Nokia, BlackBerry, iPhone, LG, HTC, Sony, Motorola
are registered trademarks by their respective owners.

FAZUP

Upgrade your life !

Fazup protects you
from the radiation of your mobile!

ADOPT THE RIGHT REFLEX!

